

STAINLESS STEEL ALUMINIUM BAR



Call any of our Stainless Steel Pit Crew on **Speed Dial 08610 STEEL**
or visit us at www.sovereignsteel.com

7 8 3 3 5



SOVEREIGNSTEEL

SPEED MERCHANTS™

















Earth's fastest steel company™

Formulae for Stainless Steel Bar: kg/meter

Bar Type	Formula x Factor
Round	$D \times D \times 0.00631$
Flat	$W \times T \times 0.00804$
Angle	$W + W \times T \times 0.00744$
Square	$Sq \times Sq \times 0.00804$
Hexagon	$A/F \times A/F \times 0.00696$

Colour chart



The paint colours shown are based on the Sovereign Steel Colour Specification

Grade	Enamel colour on bars
303	 Traffic Blue
304	 Khaki
304/304L Dual	 Rose
304L	 Chestnut Brown
309	 Aqua Blue
310	 White
316	 Light brown
316/316L Dual	 Violet
316L	 Pastel Blue
321	 Battleship Grey
409	 Light Ivory
410	 Signal Yellow
420	 Brilliant Green
430	 Light Green
431	 Signal Grey
904L-1925LC-2RK65-B6	 Signal Red
Alloy 2205	 Yellow Orange
3CR12	 Black

Call any of our Stainless Steel Pit Crew on **Speed Dial 08610 STEEL**
or visit us at www.sovereignsteel.com

7 8 3 3 5

ALUMINIUM

Type	Description
6082-T6 	Round bar - 20 to 400 mm diameter, Plate - 3 to 160 mm thick
7075-T6 	Round bar - 20 to 160 mm diameter, Plate - 3 to 60 mm thick

Theoretical Mass of Round Bar

Dia/mm	,0	,1	,2	,3	,4	,5	,6	,7	,8	,9
0	0.00	0.01	0.03	0.06	0.10	0.16	0.23	0.31	0.40	0.51
10	0.63	0.76	0.91	1.07	1.24	1.42	1.62	1.82	2.04	2.28
20	2.52	2.78	3.05	3.34	3.63	3.94	4.27	4.60	4.95	5.31
30	5.68	6.06	6.46	6.87	7.29	7.73	8.18	8.64	9.11	9.60
40	10.10	10.61	11.13	11.67	12.22	12.78	13.35	13.94	14.54	15.15
50	15.78	16.41	17.06	17.72	18.40	19.09	19.79	20.50	21.23	21.97
60	22.72	23.48	24.26	25.04	25.85	26.66	27.49	28.33	29.18	30.04
70	30.92	31.81	32.71	33.63	34.55	35.49	36.45	37.41	38.39	39.38
80	40.38	41.40	42.43	43.47	44.52	45.59	46.67	47.76	48.86	49.98
90	51.11	52.25	53.41	54.48	55.76	56.95	58.15	59.37	60.60	61.84
100	63.10	64.37	65.65	66.94	68.25	69.57	70.90	72.24	73.60	74.97
110	76.35	77.75	79.15	80.57	82.00	83.45	84.91	86.38	87.86	89.36
120	90.86	92.38	93.92	95.46	97.02	98.59	100.18	101.77	103.38	105.00
130	106.64	108.29	109.95	111.62	113.30	115.00	116.71	118.43	120.17	121.92
140	123.68	125.45	127.23	129.03	130.84	132.67	134.50	136.35	138.21	140.09
150	141.98	143.87	145.79	147.71	149.65	151.60	153.56	155.54	157.52	159.52
160	161.54	163.56	165.60	167.65	169.71	171.79	173.88	175.98	178.09	180.22
170	182.36	184.51	186.68	188.85	191.04	193.24	195.46	197.69	199.93	202.18
180	202.44	206.72	209.01	211.32	213.63	215.96	218.30	220.65	223.02	225.40
190	227.79	230.20	232.61	235.04	237.48	239.94	242.40	244.88	247.38	249.88
200	252.40	254.93	257.47	260.03	262.60	265.17	267.77	270.38	273.00	275.63

Earth's fastest steel company™